
HC Asset Management Co., Ltd.

Company Profile

June 2018

<http://www.fromhc.com>

<http://www.facebook.com/hcasset>

<http://www.investmentinjapan.com>

Registration
Membership

Financial Instruments Firm Kanto Local Finance Bureau #430
Japan Investment Advisers Association
Japan Securities Dealers Association
The Investment Trusts Association, Japan

人+産業金融=成長
成長を支える投資の原点へ



- Founded November 29, 2002
 - Capital JPY212,800,000
 - Ownership Employees and others
 - Chief Executive Noriyuki Morimoto
 - # of staff 37 (as of July 1th 2018)
 - Services Investment Management*
 - Assets 2,783 million USD (as of June 30 2018)
52 clients 74 accounts
All institutional clients, 80% pension funds
 - Registration Kanto Local Finance Bureau #430
 - Memberships Japan Investment Advisers Association
Japan Securities Dealers Association
The Investment Trusts Association, Japan
- HC acquired Assurance reports under SAE86 (the Auditing and Assurance Practice Committee Practice Guideline No. 86) relating to our Investment Management Business by an Independent Accounting Firm. SAE86 was developed by the Japanese Institute of Certified Public Accountants (JICPA).
 - Assurance reports under SAE86 can serve as evidence of effective internal controls and could significantly reduce auditing burden, when the contracted internal controls of a service organization have to be reviewed in conjunction with an audit of the entity's internal control.

Assets by Mandate		USD, million	%
Income Plus		552	19.8
Income		208	7.5
Global Bond		276	9.9
Global Equity		1,091	39.2
Japan Opportunities		484	17.4
Global Opportunities		173	6.2
TOTAL		2,783	100.0

Assets by Clients		USD, million	%
Pension Funds	Corporate	2,211	79.4
	Multi Employer	15	0.5
Institutions	Insurance	144	5.2
	Bank	120	4.3
Others	Endowment	278	10.0
	Corporate	12	0.4
	High net worth	4	0.1
TOTAL		2,783	100.0

Assets by Managers		USD, million	%
1	Cedar Rock	740	26.6
2	Artisan	286	10.3
3	Fortress	259	9.3
4	EFA	104	3.7
5	Manulife	93	3.3
6	Blackstone	91	3.3
7	Cross Ocean	88	3.1
8	S.O.W	81	2.9
9	TwentyFour	75	2.7
10	Colchester	72	2.6
plus	41mgrs	683	24.5
Fund total		2,571	92.4
cash & equivalents		212	7.6
TOTAL		2,783	100.0

HUMAN CAPITAL + FINANCE = GROWTH

invest to support growth

As a responsible capital allocator representing investors and in order to provide solutions to social funding needs, HC is constantly searching for growth opportunities through innovative investment professionals across the world.

Investment Principles

Funding needs for growth

- Clear and well measured business plan will lead to higher probability of success

Stability, predictability and tangibility of cash flows

- Contracted cash flows, tangible assets and manager's long term track records should eliminate reliance on market environment.

Reasonable exit scenario

- Multiple exit scenarios eliminate loss of principal value.
- In case of investing in liquid assets, supply/demand balances and liquidity needs to be considered.

Transparency of cash flows

- Clear source of return would allow us to closely monitor the quality of investments.

Mispricing caused by dislocations

- Forced to sell driven by regulatory changes (longer term trend caused by Basel III, Solvency II, etc.)
- Dislocations driven by policies (short to mid-term trend caused by central bank announcements, etc.)
- Dislocations driven by events such as Lehman crisis (sell offs regardless of quality of assets)

Clients AUM:\$2,783m 52 clients 74 accounts

HC

Client First Philosophy

Investment & Research (21) Akane Hashimoto

- └ Client service — Research
- Execution
- Reporting
- Internal control
- Investor Relations

Investment Committee

Investment Meeting

Corporate (7) Yukari Morita

- └ Public relations
- Office management
- Accounting

Corporate Meeting

Governance (6) Noriyuki Morimoto, Chief Executive Officer

Fiduciary Meeting

Internal audit and monitoring

Management Committee

Board Meeting (5, 2 are external boards)

Auditors (3, all external auditors)

Shareholders Meeting

Ownership	Employees and others	
Boards	Noriyuki Morimoto	Chief Executive Officer
	Akane Hashimoto	Managing Director
	Hajime Nishikawa	Director
	Yutaka Matsukawa	Director (external)
	Hiroshi Taguchi	Director (external)
	Ikuo Nonaka	Auditor (external)
	Shinichi Suzuki	Auditor (external)
	Masayuki Haraguchi	Auditor (external)
Total staff	37	

Biographies (board members)

Noriyuki Morimoto, Chief Executive Officer

Noriyuki Morimoto founded HC Asset Management in November 2002. As a pioneer investment consultant in Japan, he established the investment consulting business of Watson Wyatt K.K. (Tokyo Office) in 1990, where he was Director & Consultant for 13 years. His responsibilities also included Benefit consulting and Financial Services consulting. Prior to joining Watson Wyatt, he was responsible for foreign fixed income investment, asset allocation and investment strategy at Mitsui Life Insurance Co., where he managed assets for the company's variable life products and group annuities as a fund manager. He spent two years and a half in London managing fixed income assets. He started his investment career as a Japanese equity analyst at Mitsui Life in 1983. Bachelor of Arts (Philosophy), University of Tokyo (1981).

Publications: 『Portfolio management of 'human capital', 'compensation' and 'annuity'』(co-authored: Toyo Keizai Inc October 1999) 『FUKUSHIMA legal aspects』(Energy and Electricity The Denki Shimbun October 2012) 『Fiduciary Duty』(Business Kyoiku Shuppansha December 2016) 『The Age of Mass Unemployment of Bank Workers』(Shogakukan August 2017)

Akane Hashimoto, Managing Director, Investment and Research

Joined HC in February 2003 as a consultant. Since then, she has been actively involved in Investment & Research activities as well as business development. Currently, she is responsible for Investments, Research as well as Client Relations activities. Prior to joining HC, she spent four years at Watson Wyatt (now Willis Towers Watson) as an investment and business consultant. She began her career at The Bank of Tokyo (now Bank of Tokyo-Mitsubishi UFJ, Ltd.) in 1994, spending five years in the capital markets group. Bachelor of Arts (Economics), The University of Tokyo (1994).

Hajime Nishikawa, Director, Chief Operating Officer

Joined HC in August 2007. Since then, he has been actively involved in trade activities including fund transactions. Currently. Prior to joining HC, he spent 29 years at Mitsui Life Insurance Co., where he managed assets for the company as a fund manager and investment officer. Later he conducted the company's foreign business and internal audits in the investment area. He started his investment career as a Japanese equity analyst at Mitsui Life in 1981. Bachelor of Arts (Commerce), Hitotsubashi University.

Hiroshi Taguchi, Director (external)

Chief Executive Officer, M-OUT Inc.

Yutaka Matsukawa, Director (external)

Prior Standing Auditor of Mitsui Life Insurance Co.

Ikuo Nonaka, Auditor (external)

Prior Standing Auditor of Sumitomo Mitsui Asset Management Company, Limited

Shinichi Suzuki, Auditor (external)

Attorney at law, Saiwaibashi Law Office

Masayuki Haraguchi, Auditor (external)

Attorney at law, Haraguchi-sougou Law Office

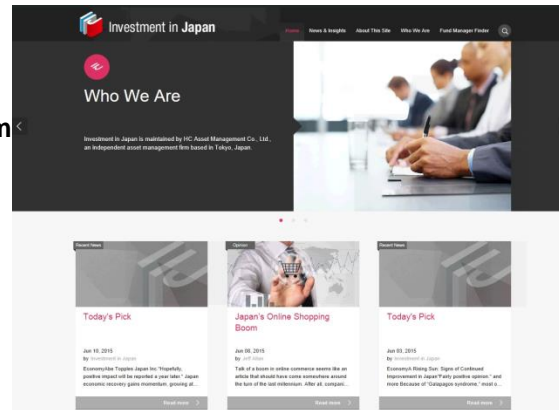


Website fromHC <http://www.fromhc.com>

Japanese website targeting those who are interested in investments. Covers market information, seminar announcements, Mr. Morimoto's Column as well as manager interviews.

Website Investment in Japan <http://www.investmentinjapan.com>

English website targeting global investors who are interested in Japan opportunities. Covers Japan related news, articles and manager interviews.



Facebook <http://www.facebook.com/hcasset>

Mostly articles and photos related to our activities.

- ◆ Nori Morimoto is an author of AGOLA <http://agora-web.jp/author/hcasset>
- ◆ Nori Morimoto is an author of Yahoo! News <http://bylines.news.yahoo.co.jp/morimotonoriyuki/>

Seminars and Events



Business Finance Forum

Coordinated together with Development Bank of Japan, and Sponsored by Nikkei Inc., Kinzai Institute for Financial Affairs, Inc. and Japan Association for Chief Financial Officers

HC Monthly investment seminar

Three hour workshop covering basics about capital market and investment theories.

Manager Workshops

Manager meetings held at HC is wide open to investors.

HC Asset Management Co., Ltd. Investment Management Services

人+産業金融=成長
成長を支える投資の原点へ



Solutions

	Absolute return target			Benchmark relative	
	Income	Income Plus	Opportunities	Global bond	Global equity
Strategy	Target stable return above JGBs focusing on income with limited volatility	Target consistent return by combining income and opportunities. Interest rate risk is normally eliminated.	Identify dislocated assets or high growth potential assets in the market.	Target stable return above benchmark by focusing on income.	Target long term growth by focusing on business cash flow growth.
Benchmark and target	Nomura BPI JPY 2%	Nomura BPI JPY 3-5%	JPY 6-20%	BB Global Agg Citigroup WGBI JPM Global Div. + 1-2%	MSCI World MSCI EM TOPIX + 2-3%
Assets	Global bonds and other debt related instruments	Anything including Global bonds, debt, equity and real assets. May restrict assets via guidelines.	Anything including growth finance and stressed/ distressed situations. Focus on dislocations caused by regulation and policy changes.	Global bonds including governments, corporates and securitized.	Global equity Regional mandates may also be an option.

- HC places more emphasis on business and asset cash flows within most (or all??) mandates.

Investment & Research functions

Investment Management Business

Investment Banking Business

Portfolio Managers Noriyuki Morimoto - CEO & CIO, Akane Hashimoto - MD

Client Service

Research, Investment
and Risk management

Portfolio Management,
Trade and Operations

Client reporting and
Investor relations

Internal audit (Investment process, fiduciary duty)

Public relations (publications, seminars, website)

Investmentinjapan.com
fromhc.com

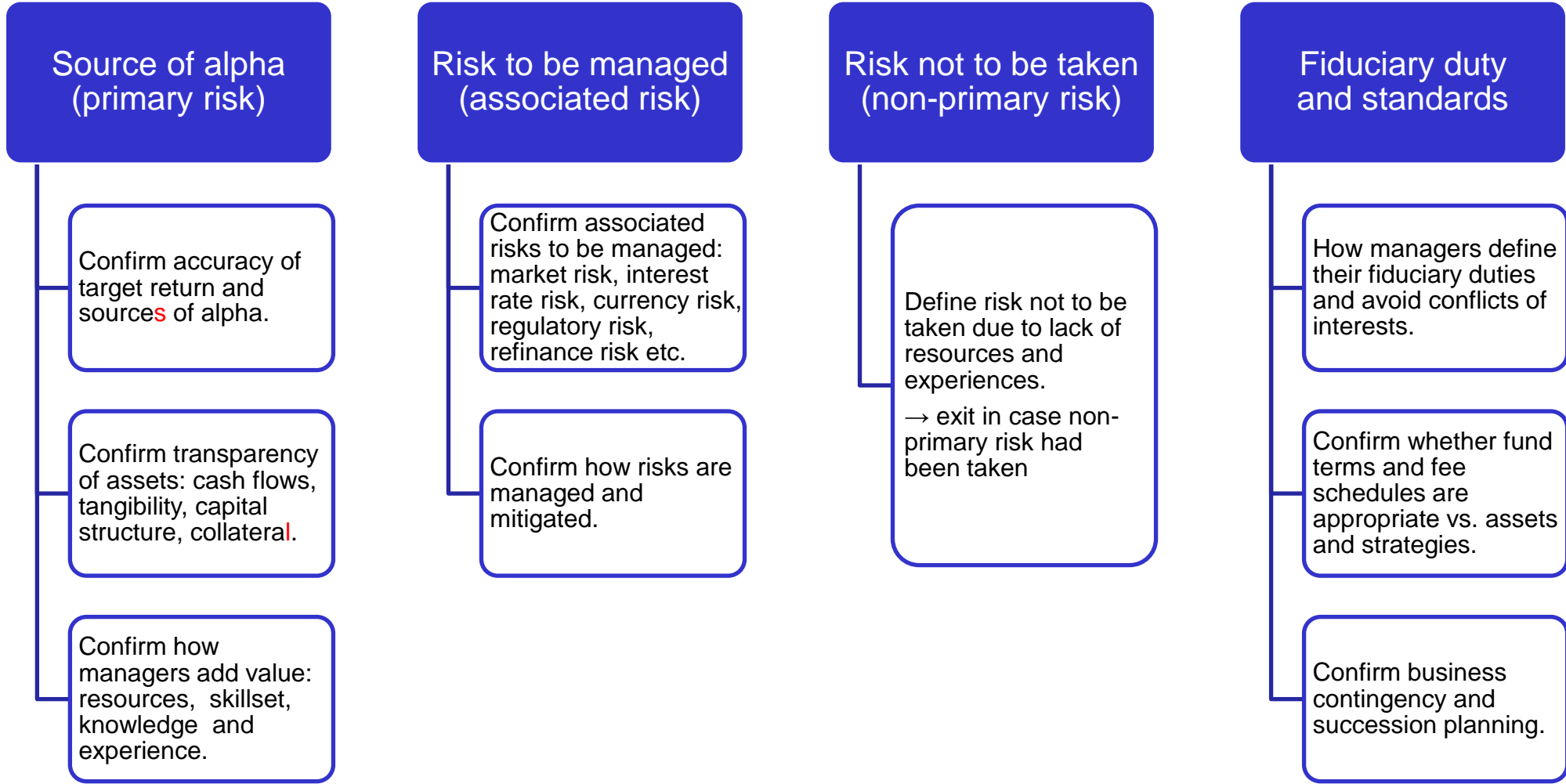
Making the right investment decisions and serving clients well are the highest priorities at HC.

All functions support portfolio managers' investment decisions.

HC is committed to work for clients and to seek best practices across functions.

Strategy Research

- Risk appetite framework is applied throughout our research process.





STEP 1 - Database Screening

(10,000+ strategies, Pavilion • eA • EurekaHedge • Bloomberg)

- Rolling 1y, 3y, 5y return
- Rolling 3y, 5y Sharpe ratio
- History, Ownership, Asset flows and AUM
- for private strategies, ideas are sourced directly from the industry and managers.

STEP 2 - Qualitative Analysis

- Source of return and investment objectives, team experience and skillset, philosophy, contingency plans

STEP 3 - Onsite Research

Focused discussions based on prior research.
Main objective is to get a good sense of the manager's culture, leadership and team dynamics

STEP 4 - Fund List Approval

Approval at the Investment Committee level based on Strategy Check List and Fund Term Sheet

STEP 5 - Ongoing monitoring and investment decision

Portfolio Construction

Strategy selection

- Define attractive assets and strategies based on capital flows and regulatory, market environments

Manager Selection

- Define managers who understand the risks that need to be taken, and those that need to be mitigated.
- Determine characteristics to be monitored.

Fund Selection

- Select funds that have appropriate terms vs. strategies
- Confirm alignment of interests

Diversification

- Diversify source of return and combine low correlated strategies
- Diversify associated risks
- Define portfolio characteristics to be maintained

Rebalance

- “Take profit” and “maintain expected return and yield”
- Sell when: 1) price reaches a level above expectations, 2) more attractive assets are defined, 3) manager’s strengths deteriorate
- Buy assets traded at appropriate yield or at a discount

Business Partners



Pavilion Financial Corporation

PAVILION

- Services
 - Pavilion Advisory Group: 160 employees
 1. Investment Consulting (strategies and managers)
 2. Investment Management Service targeting high net worth individuals through Pavilion Investment House
 3. DC advisory service through acquisitions of Plan Sponsor Advisors and Jeffrey Slocum & Associates
 - Pavilion Alternatives Group: 70 employees
 1. Investment advisory business focused on hedge fund and private asset research
 - Pavilion Global Markets
 1. Agency trading and transition management
 2. Global macro research
- Established in 2006. Previously known as Brockhouse & Cooper which was established in 1968.
- Ownership: employees 90%+
- Number of employees: ~300
- Office locations: Winnipeg (HQ), Chicago, Indianapolis, Minneapolis, New York, Montreal, Toronto, Sacramento, Richmond, Boston, Salt Lake City, Singapore, London, Short Hills.

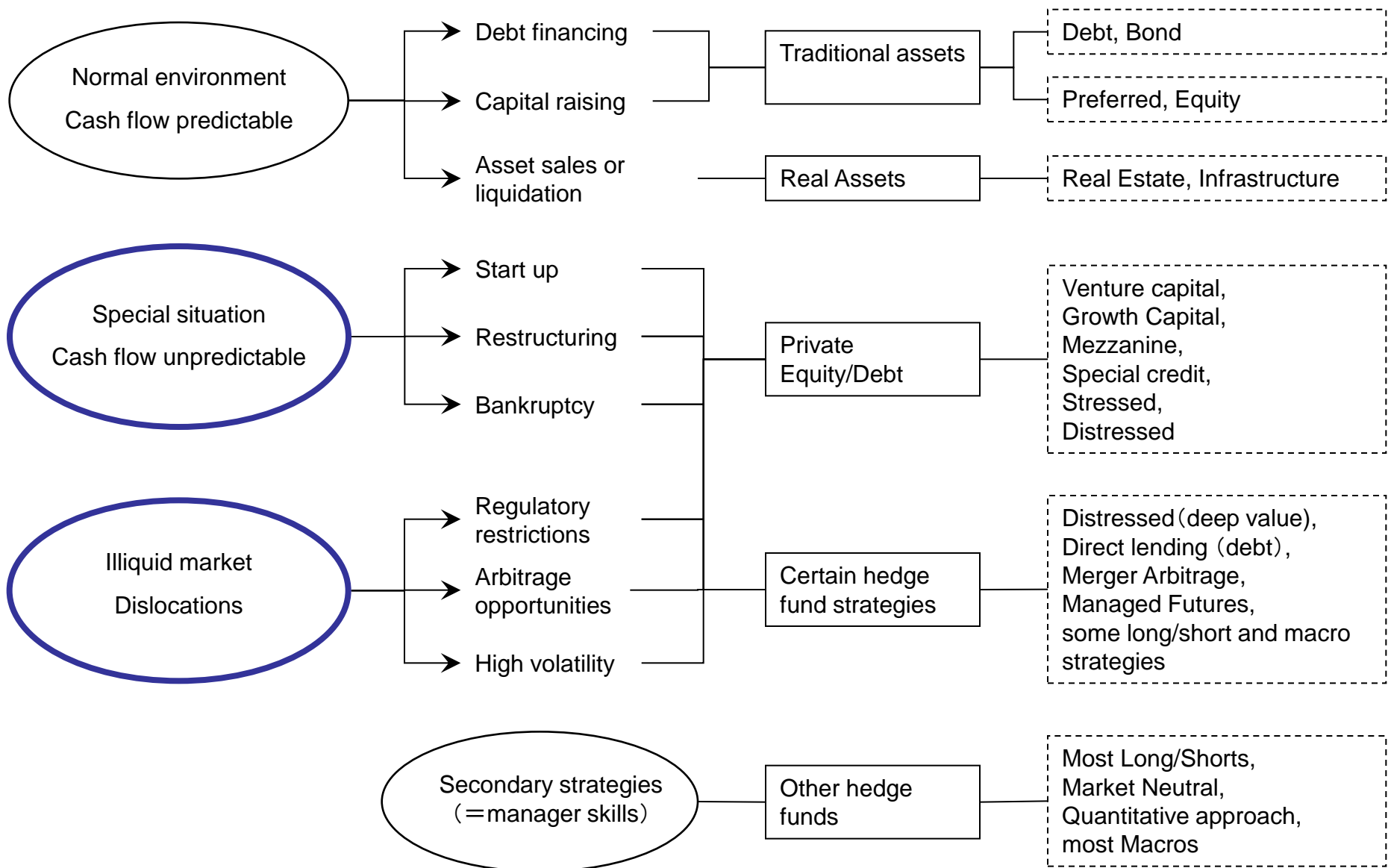
Eureka Capital Partners

- Established by the founders of EurekaHedge, one of the world's largest hedge fund database company.
- Services
 - Broad range of consultancy services and capital introduction
- Office locations: Singapore and London
- Regulated by: FSA-UK, SFC-HK, MAS-Singapore, SEC-NY
- Ownership: founders 100%

FIRSTavenue.

- Global placement agent focusing on private debt and real asset funds.
- Office locations: London, New York, Dallas, Sydney, Hong Kong
- Regulated by: FSA-UK, SEC-NY, SFC-HK
- Ownership: employees 100%

Business environment and opportunities map



HC Income Plus Strategy

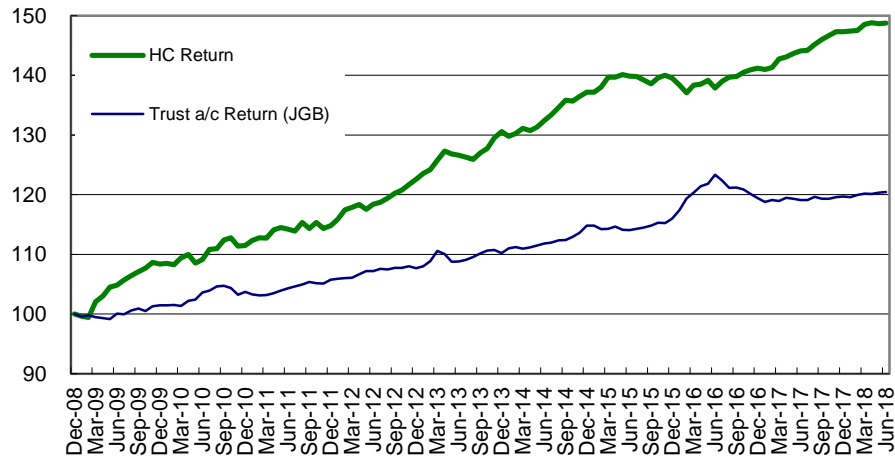
Objective	<p>To seek consistent absolute return with emphasis on "income". Core focus on “higher yielding” “higher coupon” and “shorter duration” assets. Discounted "investment opportunities" will be combined when available. Participation in short term market trends is not intended in this strategy. Interest rate risks are normally eliminated.</p>
Source of added value	<p>Define assets that are traded at appropriate price range which were not hit by big cash inflows. Small, new, complicated assets or relatively high risk capital weighted assets tend to be mispriced in the market.</p>
Risk Factors and control	<p>【Market risk】: Volatility is eliminated by investing in short term and private assets. 【FX risk】: Foreign currencies are basically hedged to JPY, and target return is structured in JPY. 【Occupancy risk】: Occupancy risk of private assets is being eliminated by sector diversification. 【Refinance risk】: When investing in a leveraged fund, terms of investment and terms of financing are monitored carefully.</p>
Assets	<p>Securities, loans and real assets across the globe. Closed end funds generating income and regular distributions are allowed.</p>
Target return	<p>3-5% in JPY, net of fees</p>
Structure	<p>Combination of funds</p>
Base currency	<p>JPY, non JPY currencies will be basically hedged. However, small equity positions can be initiated in order to maintain a diversified currency exposure.</p>
Leverage	<p>There is no leverage at the portfolio level</p>
Distribution	<p>Annual distribution available upon request.</p>
HC investment management fee	<p>Base fee 0.3% + performance fee 10%, hurdle rate 3% (in addition, trustee fee will be paid from the account)</p>

HC Income Plus Approach

■ Liquid income assets

- HC INCOME PLUS portfolio (base portfolio)
- Focus on stable predictable income
- Target 3-5% (JPY), 6-8% (USD) in the current environment.
- Combination of daily, monthly and quarterly liquidity funds.
- Benchmark relative separate account portfolios are offered separately from Income Plus.

HC Income plus portfolio (JPY) (representative account net of fee)



■ Private opportunities

- Private opportunities will be combined with liquid income assets.
- Target 8%+ stable income flows as a portfolio.
- We focus on supply/demand imbalances across the world.
- Source of return and vintages are diversified in order to stabilize return and to mitigate J curve effects.

Private Opportunities Investment history (example)

US/Global
 Europe
 Japan

	2009	2010	2011	2012	2013	2014	2015	2016	2017
Distressed									
Energy									
Asset Finance									
Direct lending									

Committed over \$600m in private LP structures since 2007

Disclaimer

- This document is solely for the purpose of providing information regarding company profile and investment management service of HC Asset Management Co., Ltd. ("HC"). It does not constitute a solicitation or offer to buy or sell any security, product, service or investment, nor does it constitute investment advice. Independent advice should be sought where appropriate.
- The information provided on this document is directed solely to professional institutional investors (and only, in each case, if not otherwise excluded hereunder). It is not directed to the general public or any person within the scope of any law regulating financial promotions in that person's country of residence or the country. No investment service by HC will be directly offered in the US or to US persons.
- This document has been prepared based on the reliable information from various sources, but accuracy or completeness thereof is not guaranteed. HC shall not be liable for any loss or damage resulting from reliance thereon. HC reserves the right to change the content of this document without notice.
- All information in this document is the copyright and intellectual property right of HC and any distribution hereof to any third party or diversion of any information contained herein without prior consent of HC is strictly prohibited.

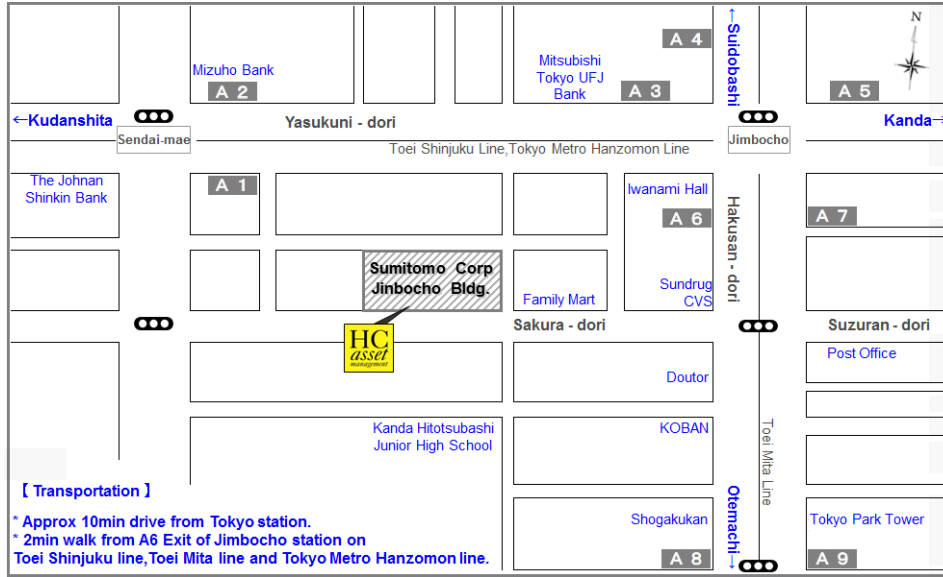
Index

- FTSE World Government Bond Index, FTSE US High-Yield Market Index (FTSE fixed income indices are developed, calculated and distributed by London Stock Exchange Group)
- Bloomberg Barclays Global Aggregate Index, Bloomberg Barclays US Aggregate Bond Index, Bloomberg Barclays US Aggregate 1-3 Year Index, Bloomberg Barclays Euro Aggregate Bond Index, Bloomberg Barclays US Mortgage Backed Securities (MBS) Index, Bloomberg Barclays World Government Inflation-Linked Bond (WGILB) Index, Bloomberg Barclays Global High Yield Index
“BLOOMBERG is a trademark and service mark of Bloomberg Finance L.P. BARCLAYS is a trademark and service mark of Barclays Bank Plc, used under license. Bloomberg Finance L.P. and its affiliates (collectively, “Bloomberg”) or Bloomberg’s licensors own all proprietary rights in the BLOOMBERG BARCLAYS INDICES.
- JPMorgan Emerging Markets Bond Index Global Diversified (EMBI Global Diversified), JPMorgan Emerging Local Markets Bond Index Plus (ELMI+), JPMorgan Government Bond Index - Emerging Markets Global Diversified (GBI-EM GD), JPMorgan Government Bond Index - Emerging Markets Broad Diversified (GBI-EM BD) JPMorgan Asia Credit Index
JPMorgan shall not guarantee the quality, accuracy or completeness of any data of JPMorgan Index, all data contained in which, all data pertaining to licensed right, all data acquired for the use of which, acquired by licensee or other persons/ entities.
- ICE BofAML USD Libor 1M, 3M, 6M, ICE BofAML JPY Libor 1M, 3M,6M, ICE BofAML EUR Libor 1M, 3M, 6M, ICE BofAML GBP Libor 1M,3M,6M,ICE BofAML USD Libor 3M(JPY),ICE BofAML US High Yield Master II Index, ICE BofAML Euro High Yield EUR Hedged, ICE BofAML US Treasury 1-3 Years Index, ICE BofAML US Treasury & Agency 1-5 Years Index ICE BofAML Indices is a registered trademark of ICE Data Indices, LLC or its subsidiaries.
- MSCI AC World, MSCI AC Asia, MSCI AC Asia ex Japan, MSCI Asia Pacific, MSCI Asia Pacific ex Japan, MSCI KOKUSAI, MSCI China A, MSCI World, MSCI EAFE MSCI Emerging Markets, Index data is utilized under the permission for usage by MSCI Inc.
- TOPIX Dividend Index
Indices and trademark of TOPIX is the intellectual property of The Tokyo Stock Exchange Inc. (hereinafter referred to as “TSE”). TSE shall have all the rights relating to TOPIX, such as calculation of stock index, official announce and use of exponent value. TSE may, alter the method of calculation or official announcement of exponential value of TOPIX, suspend calculation or official announcement of exponential value TOPIX, and alter or suspend the use of trademark. TSE shall not assume any responsibility for error, delay or suspension of calculation or official announcement of TOPIX.
- NOMURA-BPI Overall, NOMURA-BPI Overall, Short-term(1-3 years), Mid-term(3-7 years), Long(7 years~)
NOMURA-BPI Overall, Short-term(1-3 years), Mid-term(3-7 years), Long(7 years~)is an index officially announced by Nomura Securities Co., Ltd. Its intellectual rights shall be vested in Nomura Securities Co., Ltd.. Nomura Securities Co., Ltd. shall not assume any responsibility relating to HC’s business activities and services using NOMURA-BPI Overall, Short-term (1-3 years), Mid-term(3-7 years) and Long(7 years~)
- Russell/Nomura Japan Index
Russell/ Nomura Japan Index is an index officially announced by Nomura and its intellectual property right shall be vested in Nomura Securities Co., Ltd. and Russell Investments. Nomura Securities Co, Ltd. nor Russell/Nomura Japan Index shall not guarantee the accuracy, completeness, credibility or availability of Russell/Nomura Japan Index, and shall not assume any responsibility of HC’s business activities and services using Russell/Nomura Japan Index.
- Russell 2000 Growth Index
Russell Investments is the owner of the trademarks, service marks and copyrights related to the Russell Indexes. Indexes are unmanaged and cannot be invested in directly.
- EurekaHedge Asian Hedge Fund Index, EurekaHedge Asian Hedge Fund Index(Asia ex-Japan Index) Index data is utilized under the permission for usage by EurekaHedge.
- FTSE All World, FTSE World, S&P500
- Credit Suisse Leveraged Loan Index, Credit Suisse western european leveraged loan Index, S&P European Leveraged Loan Index, Swiss Re USD Cat Bond Performance Index
※All the above indices are total return indices. The term “Net” shall be accompanied in case it is calculated on an after-tax basis at times when using abbreviation.
※Intellectual property right and all other rights on the above indices are the properties of the index providers and the licensors.

Source: Datastream, Bloomberg and respective web sites of licensors. Kindly note that all the index data are used, based on the contracts with Datastream, Bloomberg or respective licensor (if applicable), and/or with the permission of applicable licensor .

Access

MAP



HC Asset Management , Co. Ltd.

2-11 Kanda-Jimbocho, Chiyoda-ku, Tokyo, 101-0051

TEL: +813-6685-0681 (Main)

FAX: +813-6685-0686

URL: <http://www.investmentinjapan.com>

Contact: info@investmentinjapan.com